

Emerging Market Equity Index Fund



Benchmark

MSCI Emerging Markets Investable Market IndexSM (EM IMI)

BlackRock Collective Fund

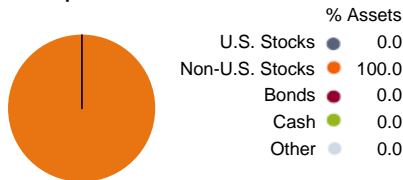
Investment Information

Investment Strategy

This is an index fund that seeks to match the performance of the MSCI Emerging Markets Investable Markets IndexSM (IMI), comprised of large, mid and small capitalization securities in 26 emerging markets. Investing in foreign markets may offer additional return and diversification benefits to an investment portfolio. Diversification increases the chances that one investment's strong performance will offset another investment's poor performance. This fund is intended for long-term investors seeking to capture the earnings and growth potential of foreign companies in emerging market countries.

Portfolio Analysis

Composition as of 06-30-11



Top 10 Holdings as of 06-30-11

Company Name	% Assets
Samsung Electronics	1.89
Gazprom OAO	1.72
Petrobras Petroleo Brasileiro	1.41
Taiwan Semiconductor Manufacturin	1.37
Cia Vale do Rio Doce Pfd Sh -A-	1.27
China Mobile Ltd.	1.23
Itau Unibanco Holding S.A	1.18
America Movil S.A.B. de C.V.	1.16
Petrobras Petroleo Brasileiro	1.11
Industrial & Commercial Bank of Chi	1.02

Number of Holdings 2,812

Super World Regions as of 06-30-11

Region	% Fund
Americas	21.39
Greater Europe	10.14
Greater Asia	68.47

Top Five Countries as of 06-30-11

Country	% Fund
China	17.31
Korea	14.91
Brazil	14.39
Taiwan	12.24
India	7.63

Fees and Expenses as of 06-30-11

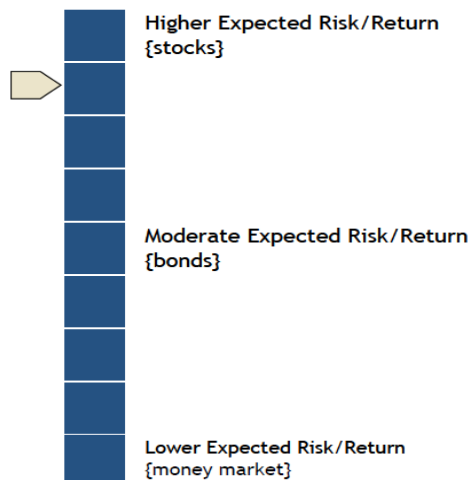
Investment Management Fee	0.18%
Administrative Fee	0.02%

Operations and Management

Product Inception Date	TBD
Strategy Inception Date	TBD
Total Fund Assets (\$mil)	0.00
Investment Manager	BlackRock Institutional TrustCompany NA

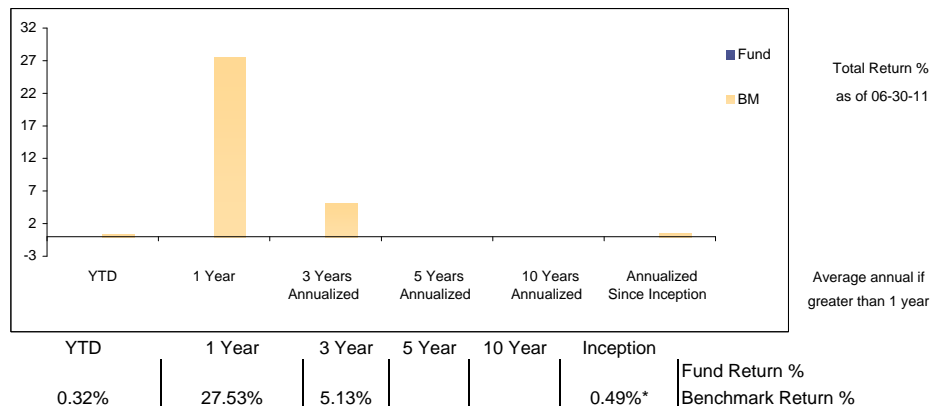
Risk/Return Potential

1-Yr Beta	n/a
12-Mo Yield	n/a



This chart is for illustrative purposes only and does not predict future risk or performance.

Performance as of 06-30-11



Performance Disclosures: The fund returns are reflected net of an annual Investment Management Fee and BlackRock administrative costs, including, but not limited to accounting, custody and audit fees. The fund returns do not reflect the current record keeping fee of 0.0632%, the WSIB fee of 0.0179%, or the DRS fee of 0.0489%. All fees are subject to change. Additional fee data is available online and in your Investment Guide.

*Benchmark Since Inception 11/30/2007

Growth of \$10,000 as of 06-30-11

