

# U.S. Large Cap Equity Index Fund

# BLACKROCK

**Benchmark** Standard & Poors 500 @ Index **BlackRock Collective Fund**

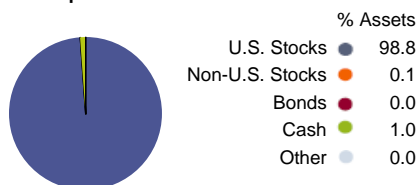
## Investment Information

### Investment Strategy

This is an index fund that seeks to match the performance of the S&P 500® Index by investing in stocks that make up the index. The S&P 500® Index, considered a large-capitalization benchmark, is comprised of a sample of leading US companies in leading industries, and accounts for more than 75% of the market value of all publicly traded stocks in the US. Investing in large-capitalization stocks is the most efficient way to participate in earnings from large US companies. These stocks have the potential for more stable earnings than that of small- or mid-capitalization stocks, and their prices tend to be less volatile. This fund is intended for long-term investors seeking to capture the earnings and growth potential of large US companies.

## Portfolio Analysis

### Composition as of 06-30-11



### Top 10 Holdings as of 06-30-11

Company	% Assets
Exxon Mobil Corporation	3.30
Apple, Inc.	2.55
International Business Machines	1.71
Chevron Corporation	1.70
General Electric Co	1.65
Microsoft Corporation	1.59
AT&T, Inc.	1.53
Johnson & Johnson	1.50
Procter & Gamble Company	1.46
JPMorgan Chase & Co	1.34

Total Number of Holdings 500

## Equity Sectors as of 06-30-11

Sector	% Fund
<i>Cyclical</i>	28.11
Basic Materials	2.77
Consumer Cyclical	9.63
Financial Services	13.98
Real Estate	1.73
<i>Sensitive</i>	46.14
Communications Services	4.36
Energy	12.48
Industrials	12.91
Technology	16.39
<i>Defensive</i>	25.76
Consumer Defensive	11.08
Healthcare	11.35
Utilities	3.33

## Fees and Expenses as of 06-30-11

Investment Management Fee	0.00%
Administrative Fee	0.02%

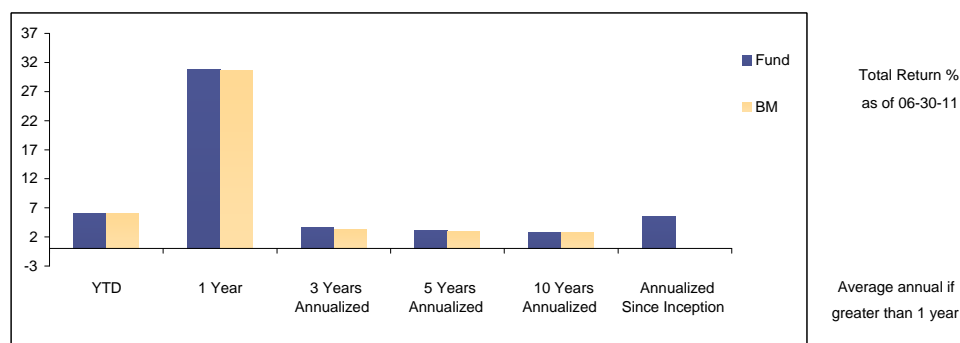
## Operations and Management

Product Inception Date	03-05-97
Strategy Inception Date	03-05-97
Total Fund Assets (\$mil)	24,503.87
Investment Manager	BlackRock Institutional Trust Company NA

## Risk/Return Potential

1-Yr Beta	1.00
12-Mo Yield	2.00

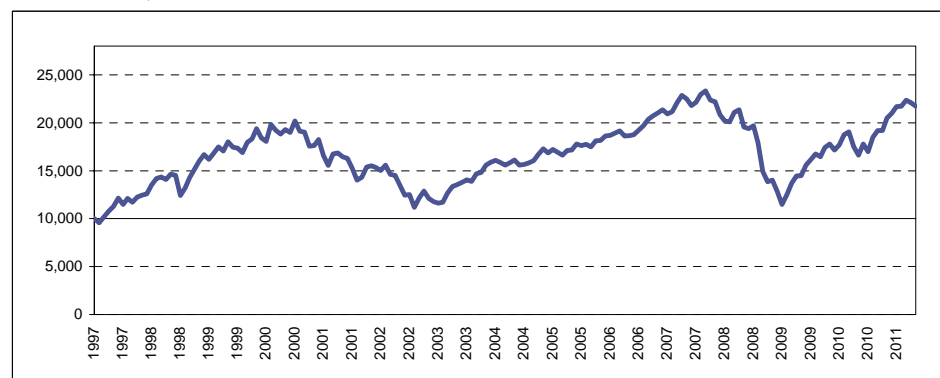
## Performance as of 06-30-11



Period	Fund Return %	Benchmark Return %
YTD	6.09%	6.02%
1 Year	30.85%	30.69%
3 Year	3.59%	3.34%
5 Year	3.12%	2.94%
10 Year	2.83%	2.72%
Since Inception	5.47%	-

**Performance Disclosures:** The fund returns are reflected net of an annual Investment Management Fee and BlackRock administrative costs, including, but not limited to accounting, custody and audit fees. The fund returns do not reflect the current record keeping fee of 0.0632%, the WSIB fee of 0.0179%, or the DRS fee of 0.0489%. All fees are subject to change. Additional fee data is available online and in your Investment Guide.

## Growth of \$10,000 as of 06-30-11



This chart is for illustrative purposes only and does not predict future risk or performance.