

## Public Pension Administration Benchmarking Report\*

Mark Feldhausen, Budget and Performance Management Director

*\*as presented to the LEOFF Plan 2 Board on September 27, 2023 and scheduled to be presented to the SCPP on December 19, 2023*

52



## A Unique Vendor



- Based in Toronto, Ontario, Canada
- Started benchmarking investment management in the 1990's
  - Works with 400 fund sponsors from 25 countries, representing 80 million members with \$15 trillion in assets
- Expanded into public Pension Administration Benchmarking (PABS)
- DRS has participated in PABS since 1999

53



## PABS Participants in FY 22

64 pension systems

- 30 from the United States
- 11 from Canada
- 1 from Abu Dhabi\*
- 6 from the Netherlands\*
- 16 from the United Kingdom\*



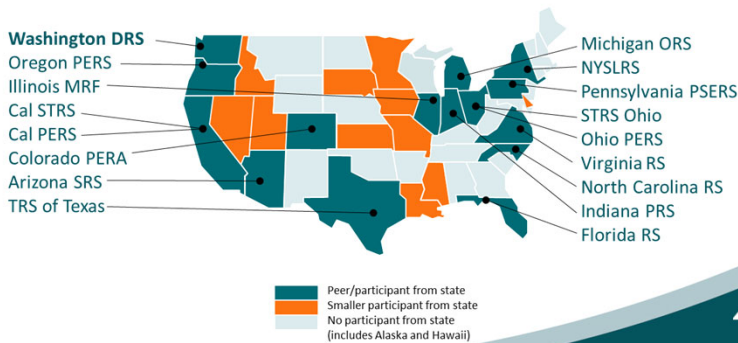
*\* Systems outside of North America complete a different benchmarking surveys so their results are not in the report, but they are accessible via the peer network and in best practice analyses*

54



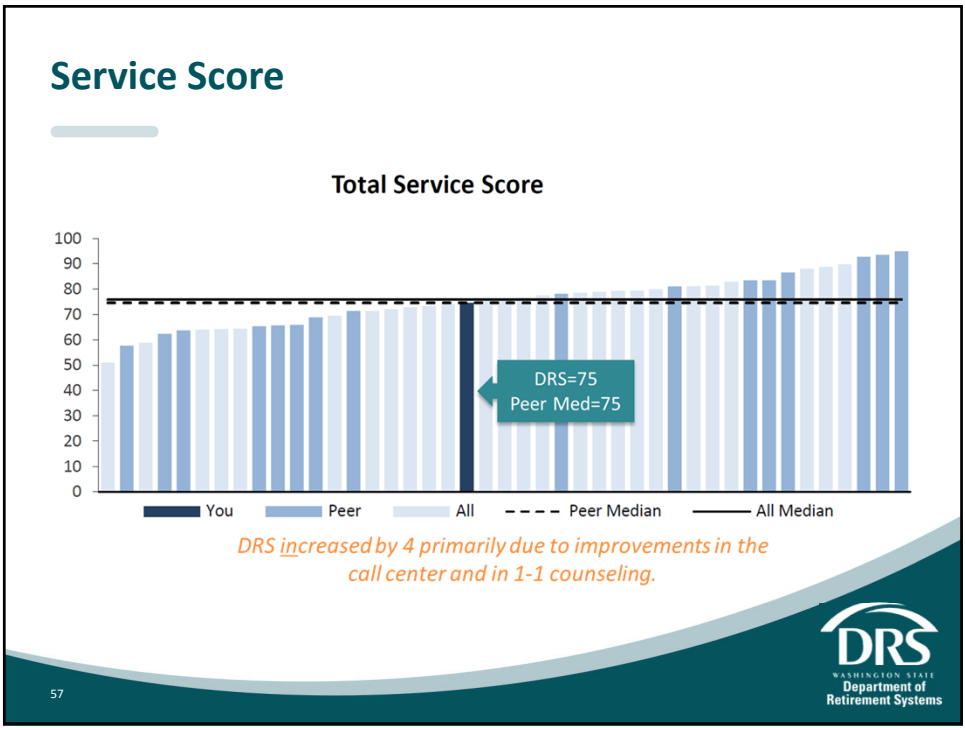
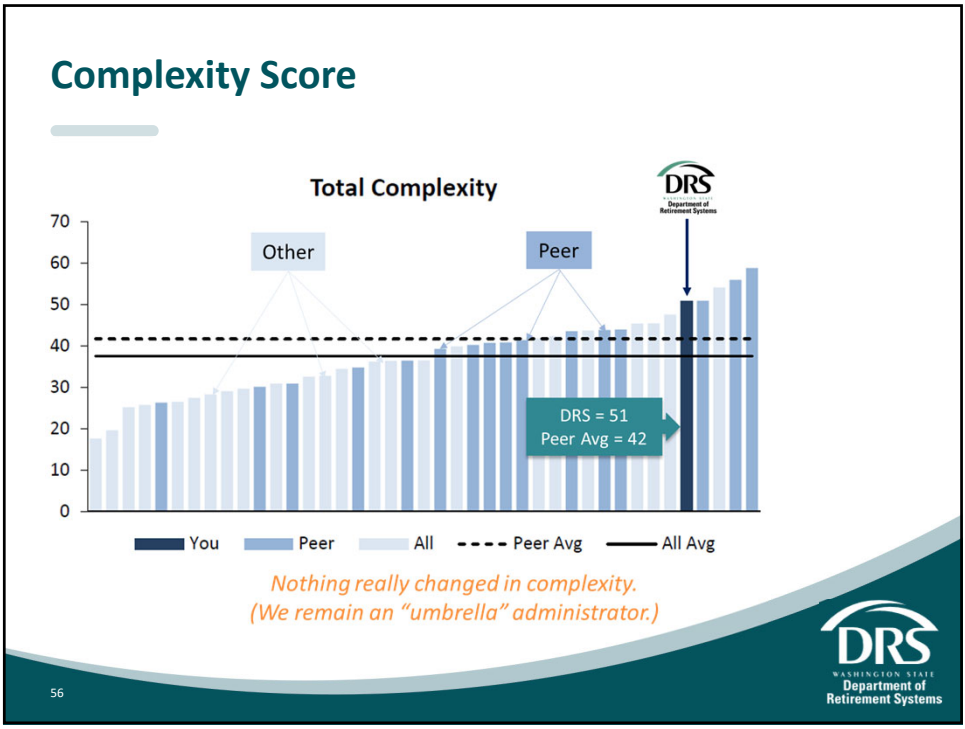
## DRS' Peer Group

- DRS' peers are the larger US systems
- A few peers didn't participate last year
- DRS is close to the median size



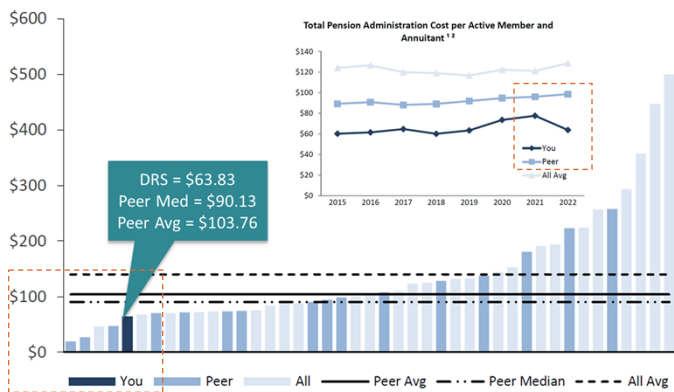
55





## Total Cost

Pension Administration Cost Per Active Member and Annuitant



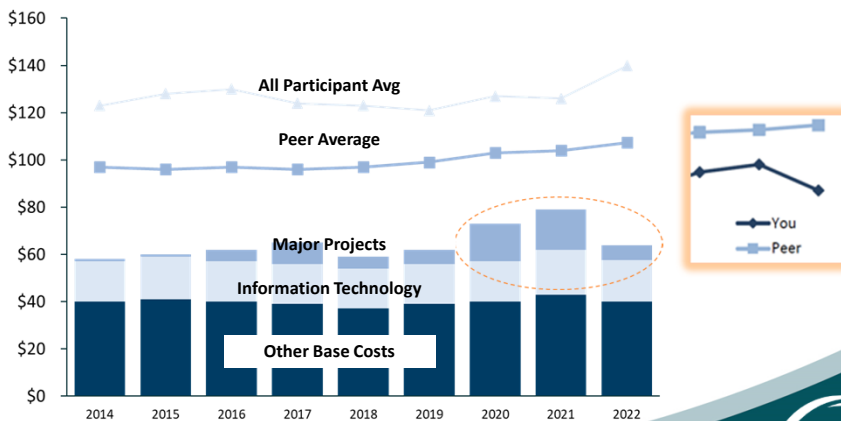
DRS decreased by \$14 from 2021, primarily due to the cost of Major Projects.

58



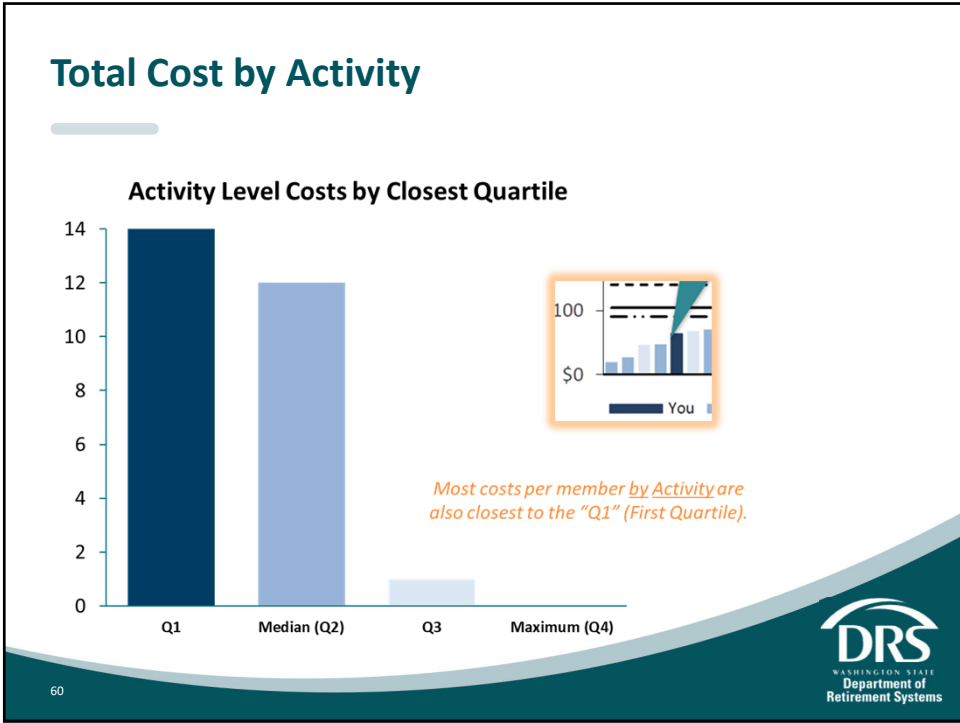
## Why DRS' Total Cost Decreased

Total Cost per Active Member and Annuitant



59





- ### Global Trends from CEM
- IT is playing an increasingly greater role in pension administration.
  - Digital-first has become highest service for most members and transactions and has improved cost-effectiveness.
  - Cybersecurity remains top of mind.
  - Plans are dealing with the new normal regarding the post-pandemic workforce.
- 61
-